

## Getting Here

### [Get Driving Directions](#)

(Use link or QR code)



### CAMBUS

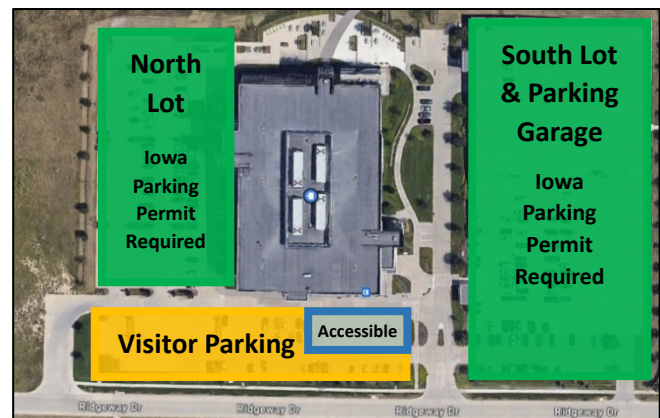
- Coming from University Medical Center, board the 34 Research Park Bus at the VA Loop. The trip is approximately 23 minutes each way.
- Departing HSSB, board in front of the Main Entrance.
- [Current departure and arrival times](#)

## Parking

- If you currently pay for an Iowa parking permit - park either to the left or the right of the building.
- If you don't pay for a permit - Visitor and Accessible parking are front and center: (see below).

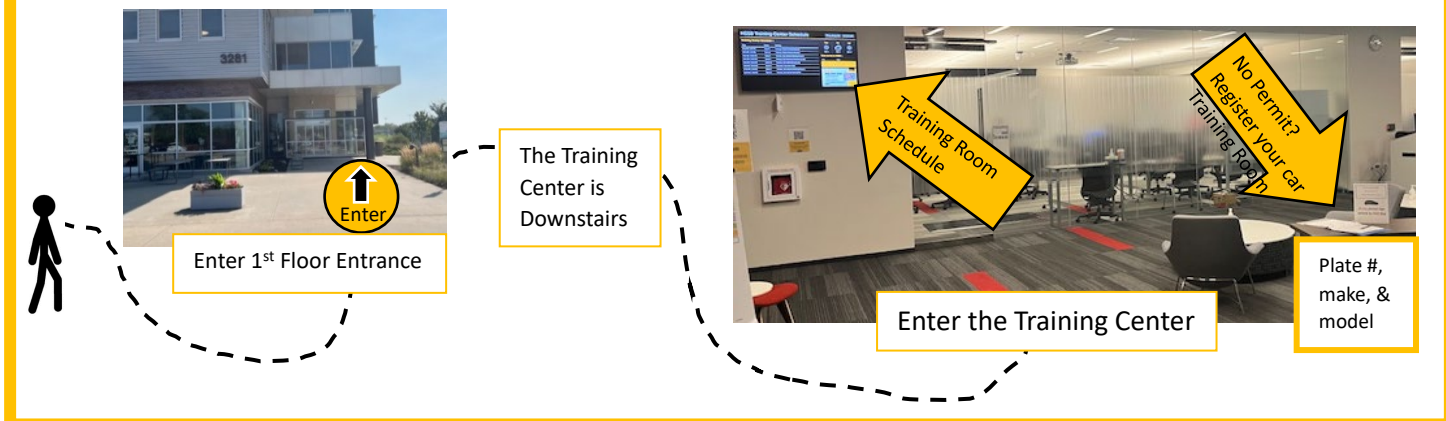


Key	
	Iowa Parking Permit Required.
	Visitor Parking – No Iowa Parking Permit Required. <b>Sign Vehicle in and out in the Training Center Log.</b>
	Accessible Parking – Employees with a temporary or permanent University of Iowa Accessibility Parking Permit.



The HSSB building and the Training Center do not open until 7:30 am.

## Getting to Class





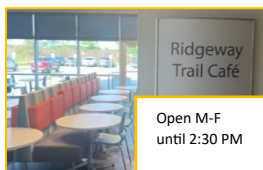
## Guidelines For a Successful Training

- **Arrive 10 to 15 minutes before** your Epic training session is scheduled to begin.
- Proceed to the lower-level Training Center. **There is no need to check in at the front desk.**
- A **badging station** for clocking in and out is available next to the elevators.
- **If you are late, you may not be allowed to join** a session and might need to reschedule with your supervisor.
- Staff are required to **stay for the entire training session** to obtain Epic security access.
- **Bring your staff ID badge** as it may be used to record attendance.
- **Turn off cell phones** and pagers during training.
- Please **DO NOT wear cologne or perfume.**
- **DO wear layers** in case of varying in-class temperatures.
- **If you need any accommodations**, including a lactation room, please email [EpicTrainingRequests@healthcare.uiowa.edu](mailto:EpicTrainingRequests@healthcare.uiowa.edu) in advance.

## Food and Drink

- **Covered drinks and snacks are typically allowed in the training rooms.**
- **If your class spans lunch – be aware most classes do not break for more than 30 minutes.**

Options:



- **The café does not take cash** – use credit or charge if your ID is set up for it.
- Our vending machines will take **cash or credit.**
- If you bring food and/or drink from home. **There is a kitchenette** with a refrigerator, microwave, filtered water dispenser, and a Keurig. **You will need to bring your own: water bottle/cup for filtered water, Keurig cups, and container/cup for your coffee.**